

# R&D Investments for the Olive Industry

Brenda Kranz

17 October, 2019



## Australian horticulture at a glance

- Horticulture is currently Australia's second-largest agricultural sector by value
- Growth in value by 40 per cent over the five years to 2017/18
- Fastest growing area of agriculture





# Horticulture Production Value (\$m) FY2018

Year Ending June 2018	Production (\$m)
All Horticultural Products	\$13,232.9
<b>All Fruit</b>	<b>\$5,015.4</b>
Apples	\$465.3
Avocados	\$543.0
Bananas	\$484.2
Berries - Combined	\$911.4
Blueberries	\$309.0
Rubus Berries	\$157.3
Strawberries	\$445.0
Cherries	\$148.7
Citrus - Combined	\$797.8
Grapefruit	\$16.7
Lemons/Limes	\$102.3
Mandarins	\$305.8
Oranges	\$373.0
Custard Apples	\$6.5
Kiwifruit	\$26.3
Lychees	\$24.0
Mangoes	\$204.3
Melons - Combined	\$124.2
Muskmelons	\$49.5
Watermelons	\$74.7
Nashi	\$6.5

Year Ending June 2018	Production (\$m)
Passionfruit	\$16.8
Papaya/Pawpaw	\$31.4
Persimmons	\$11.6
Pears	\$99.0
Pineapples	\$53.4
Summerfruit - Combined	\$397.8
Apricots	\$29.8
Nectarines/Peaches	\$289.5
Plums	\$78.5
Table Grapes	\$543.7
Processing Fruit Combined*	\$135.2
Dried Grapes	\$30.6
Prunes*	\$5.8
Other Dried Tree Fruit*	\$0.7
Canned Fruit*	\$26.4
Olives	\$71.9
Other Fruit	\$17.1
<b>All Vegetables</b>	<b>\$4,345.7</b>
Artichokes	\$0.8
Asparagus	\$61.0
Beans	\$76.4
Beetroot	\$11.7
Broccoli/Baby Broccoli	\$229.8

Year Ending June 2018	Production (\$m)
Brussels Sprouts	\$18.3
Cabbage	\$41.6
Capsicums	\$155.6
Carrots	\$215.7
Cauliflower	\$47.4
Celery	\$60.2
Chillies	\$9.1
Cucumbers	\$157.3
Eggplant	\$17.5
Eng.Spinach/Silverbeet/Kale	\$19.3
Fresh Herbs - Combined	\$179.0
Fennel	\$2.0
Parsley and Other Herbs	\$176.9
Garlic	\$15.6
Ginger	\$48.7
Leafy Asian Vegetables	\$64.5
Leafy Salad Vegetables	\$348.7
Leeks	\$21.0
Head Lettuce	\$147.1
Mushrooms	\$456.6
Onions	\$164.8
Parsnips	\$11.2
Peas	\$54.5

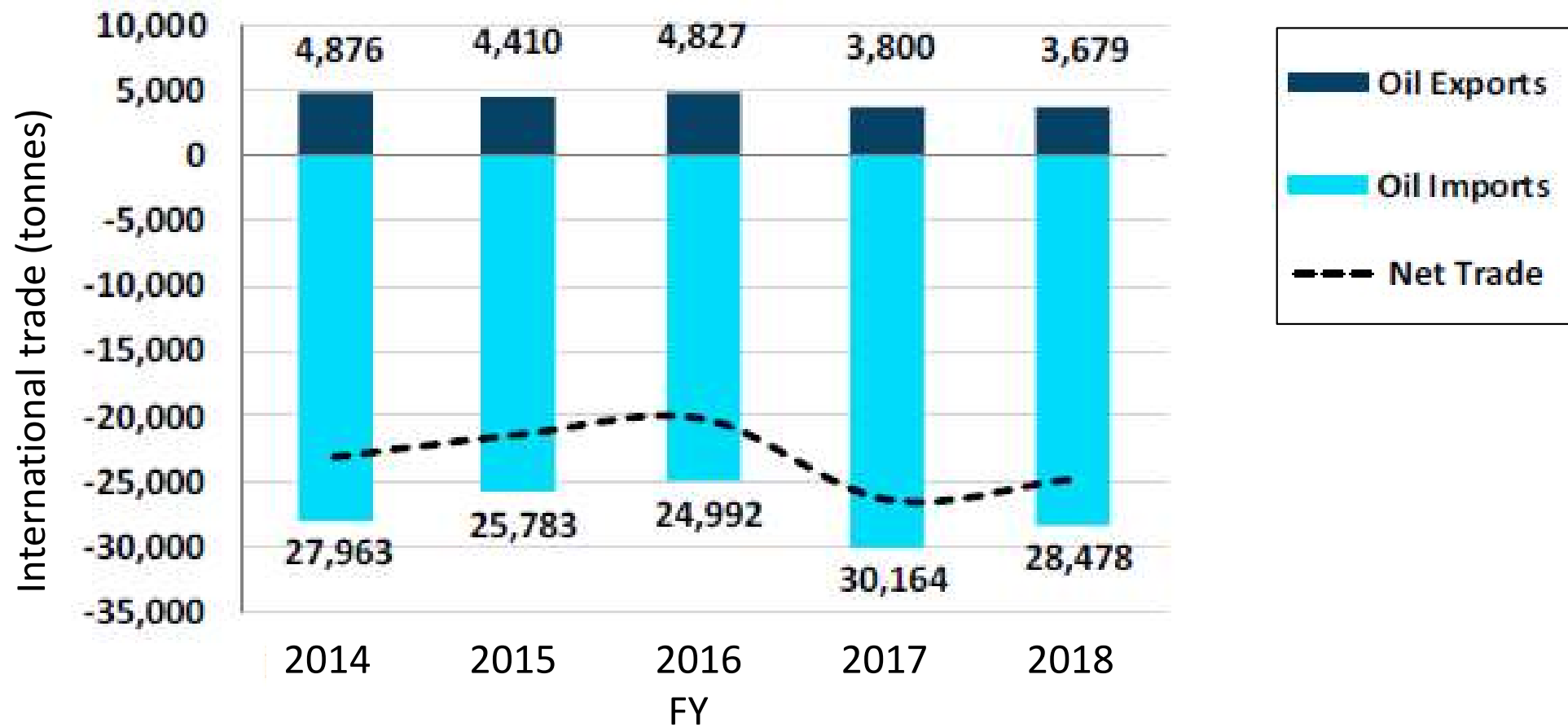
Year Ending June 2018	Production (\$m)
Potatoes	\$745.9
Pumpkins	\$68.8
Sweet Corn	\$60.2
Sweetpotatoes	\$73.8
Tomatoes	\$609.9
Zucchini	\$72.0
Other Vegetables	\$81.6
<b>All Nuts</b>	<b>\$986.8</b>
Almonds	\$550.1
Chestnuts	\$7.9
Hazelnuts	\$2.0
Macadamias	\$297.3
Pecans	\$20.0
Pistachios	\$35.4
Walnuts	\$38.6
Other Nuts	\$35.5
<b>Other Horticulture</b>	<b>\$2,884.9</b>
Cut Flowers	\$280.6
Nursery*	\$2,331.2
Turf	\$273.1

# Australian Olive Production FY 2018

- 55,000 t olives produced
- Farm-gate value of olive production was \$71.9 m
- 52,165 t (95%) olives processed for oil yielding 9,390 t or 10.3 million litres of oil
- 39% of oil exported

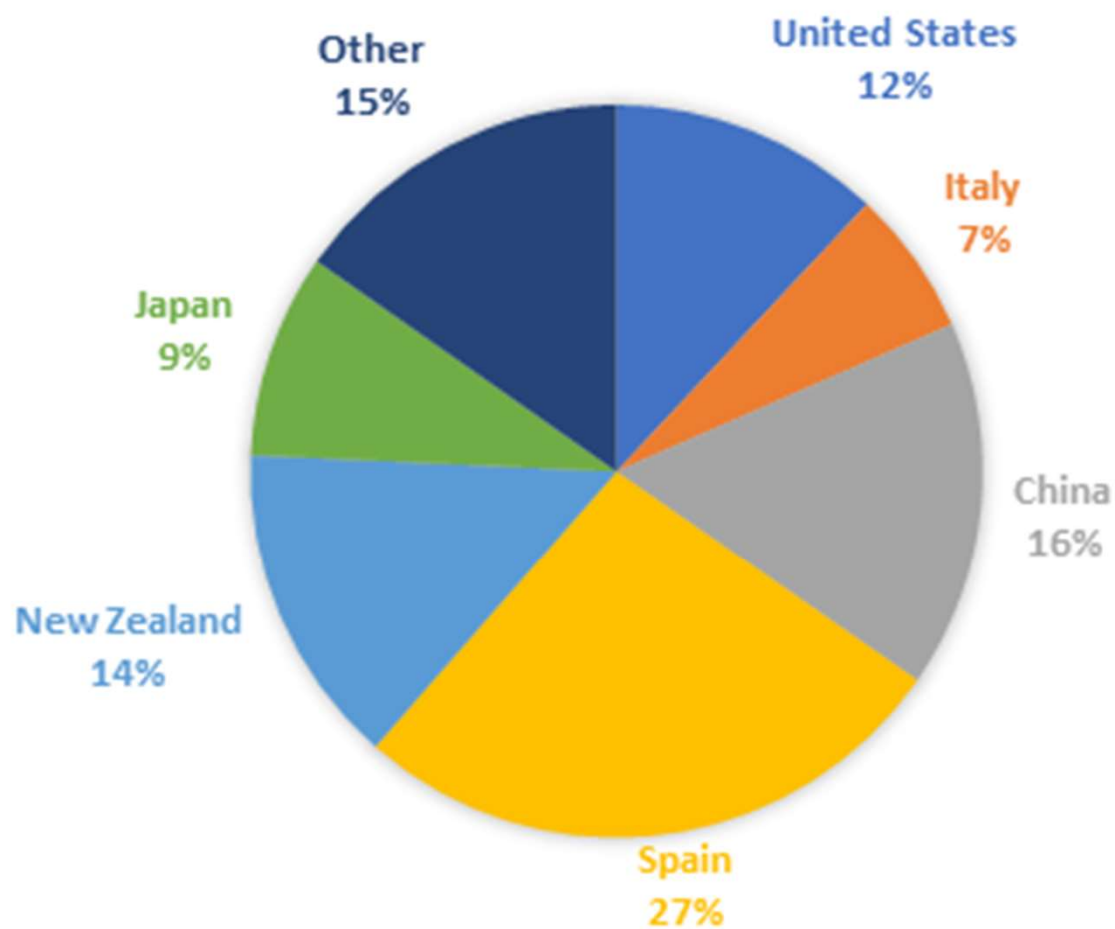


## Olive Oil International trade



Source: GTA, Hort Statsbook

## AUSTRALIAN OLIVE OIL EXPORTS VALUE THREE YEAR AVERAGE (2015-2018)



## Olive R&D levy snapshot

- \$414,642 levy collected in FY 2018
- \$551,750 invested in R&D in FY 2018
- Current investments: 8 olive specific and 5 multi-industry projects
- 8:1 estimated potential benefit from execution of Strategic Investment Plan



<https://www.horticulture.com.au/growers/olive-fund/>

**Hort  
Innovation**  
Strategic levy investment

**OLIVE  
FUND**



# Intended outcomes of Strategic Implementation Plan

- Improved on farm productivity, sustainability and product quality
- Increased demand for Australian olive products within Australia and in key overseas markets
- Greater skills, capacity and knowledge in the industry



<https://www.horticulture.com.au/growers/olive-fund/>

**Hort  
Innovation**  
Strategic levy investment

**OLIVE  
FUND**



## Current levy-funded projects

Improved on-farm productivity, sustainability and product quality

**An integrated pest and disease management extension program for the olive industry (OL17001)**



**Olive industry minor use program (OL16000)**



**Generation of data for pesticide permit applications in horticulture crops 2019/20 (MT18018)**

**Xylella coordinator (MT17006)**



**Improving the biosecurity preparedness of Australian horticulture for the exotic spotted wing drosophila (*Drosophila suzukii*) (MT17005)**

<https://www.horticulture.com.au/growers/olive-fund/>

**Hort  
Innovation**  
Strategic levy investment

**OLIVE  
FUND**

## Current levy-funded projects

Increased demand for Australian olive products within Australia and in key overseas markets

**International Olive Council Committee (OL15002)**

**Educating health professionals about Australian olive products (OL17002)**

**Extending OliveCare to foster excellence in production of Australian olives (OL17006)**

**AUSTRALIAN EXTRA VIRGIN®**



<https://www.horticulture.com.au/growers/olive-fund/>

**Hort  
Innovation**  
Strategic levy investment

**OLIVE  
FUND**


## Current levy-funded projects

Greater skills, capacity and knowledge in the industry

**National olive  
industry conference  
and trade  
exhibition  
(OL16010)**



**Australian olive  
industry sensory  
training (OL17003)**



**Regulatory support  
and coordination  
(pesticides)  
(MT17019)**



**Australian olive  
industry  
communications  
and extension  
program (OL18000)**

<https://www.horticulture.com.au/growers/olive-fund/>

**Hort  
Innovation**  
Strategic levy investment

**OLIVE  
FUND**





## A Commonwealth funded project

### Multi-scale monitoring tools for managing Australian tree crops - Phase 2 (ST19001)

- Multi Industry Project (olives, citrus, mangoes, bananas, macadamias)
- NSW DPI and UNE managing olive component
- Upcoming presentation 'Remote Sensing - the Sky is the Limit' by Alex Schultz